

# House rule / 规则 / กฎ / 규칙

- ◆ check in 14:00 / check out 10:00
- ◆ Let us know after you checked in & check out

- ◆ Please take off your shoes at entrance.

脱鞋 / 구두를 벗다



- ◆ Smoking is strictly prohibited !



禁烟 / 금연

\* A cleaning fee of **10,000YEN will be charged** when traces of cigarette smoke is found in the room.

\* **罚金 10,000YEN / 벌금 10,000YEN** (include balcony)

- ◆ You have to flush toilet paper with water.

\* Do not throw away in the trash box.




- ◆ Do not have a Party and do not make a noise. (especially from 22:00)



- ◆ Please turn off the lights & air conditioner when you go out

关灯 / 불을 끄다



# Emergency call / 紧急联系方式 / กรณีฉุกเฉิน / 긴급연락처


**Police station / 警察 / 경찰** 【110】



**Fire department / Ambulance**

消防部门 / 救护车 【119】

소방서 / 구급차



\* in case of fire, Press the button on the automatic fire alarm on the corridor

**Your Super Host** 【090-9917-8951】

**Name : Ms. MADOKA**

\* in case Emergency situation , 24H OPEN

Hello!  
你好!  
안녕하세요



**If you lost the way to your room...**

\* **Please show taxi driver as below.** (Please pay TAXI fee by yourself)

住所：大阪市西成区萩之茶屋  
3 - 3 - 13



# Wi-Fi (for room & for outside)

## Room Wi-Fi (free of charge)



ID : Guest-0BF1

PASS: haginotyaya3

## Pocket Wi-Fi (free of charge)



ID : mFi\_EA53F2

PASS: 57611462

\* You can bring out !!

\* Do not lost it.

If you lost , will be charged ¥30,000- JPY

# Ceiling Light wz projector



**POWER**  
**VOICE INPUT**  
**MENU**

**LIGHT MODE POWER / LIGHTING MODE**

**OK = DECISION**

**BACK / HOME**

**VOLUME (+ / -)**

**FOCUS (+ / -)**

**\* IT'S DIFFICULT TO WATCH THIS IN BRIGHT PLACE.**

**\* WHEN YOU TURN ON SWITCH OF YOUR ROOM , AUTOMATICALLY OPERATE**

# Air conditioning / 空调 / เป็ดแอร์ / 에어컨



Temperature  
온도

Cold  
냉방

Wind direction  
풍향

Air flow  
풍량

23 °C 切入

温度  
V A 省电

自动  
制冷 停止 制热

风量 风向 扫风

OFF ON 取消  
タイマー

IRIS OHYAMA

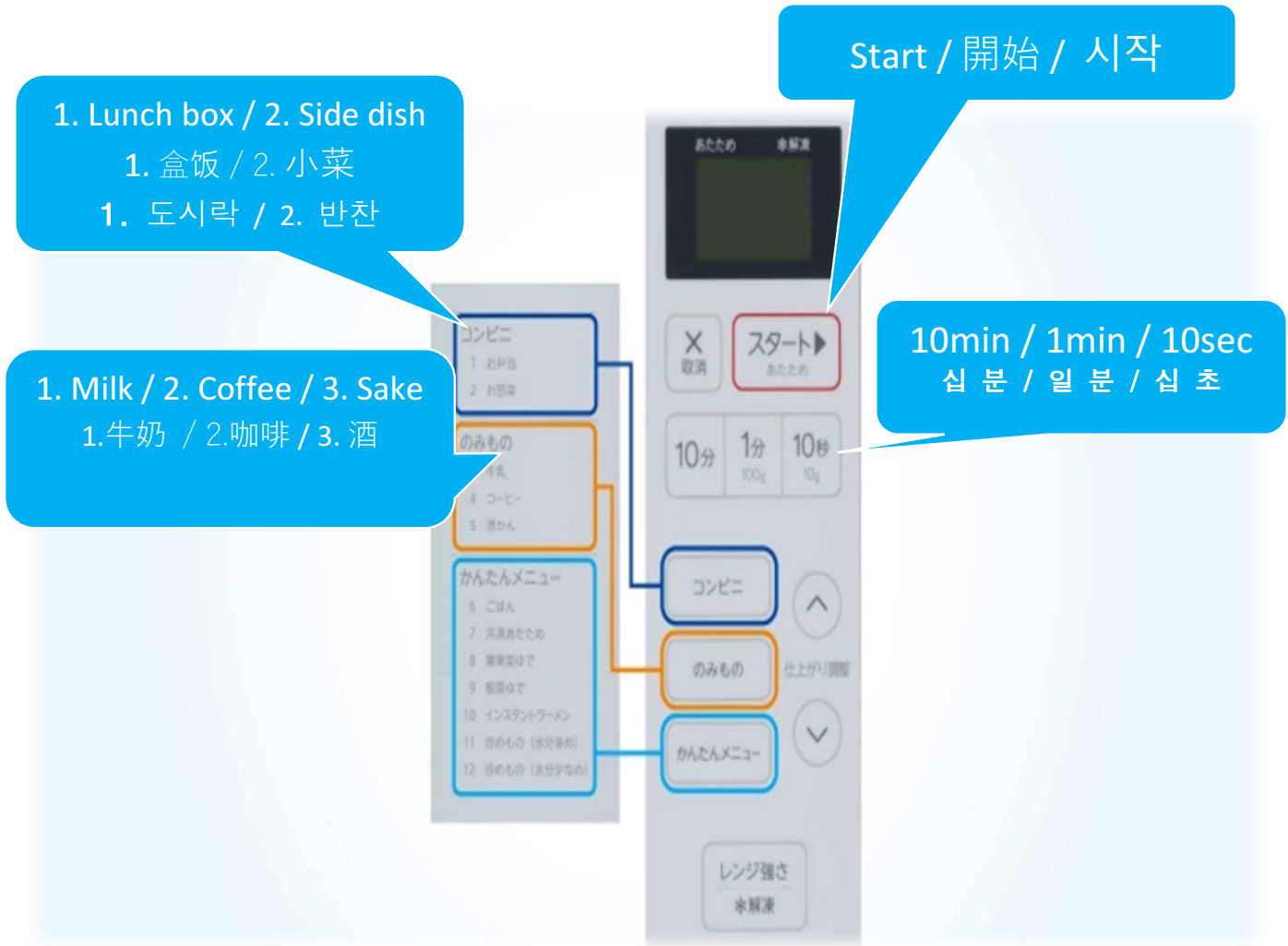
warm  
난방

Stop  
정지

DRY  
제습기

Timer ( OFF / ON / CANCEL )  
셀프타이머 ( OFF / ON / CANCEL )

# Microwave / 微波炉 / ไมโครเวฟ / 전자레인지



# Electric Kettle / 电热水壶 / กระติกน้ำร้อนไฟฟ้า / 포트

**Very easy to boil! Put water & switch ON**

Pour some water in here

浇水

물을 붓다



After poured water

Turn ON

打开

스위치 온

**★ Do not make Noodle so on..**

**★ Do not put foods inside.**

about 6 min for boiled automatic.

6分鐘 沸騰

6min 무를 끄리다

# Coffee maker / 手冲咖啡滤杯 / เครื่องต้มกาแฟ / 커피자판기

**Coffee prepared by extracting from ground coffee beans.**

\* **Coffee powder is free of charge. Enjoy your coffee!** 免費 / 공짜

\* **paperless drip machine. No need to prepare drip paper.** 纸不要 / 종이불필요



Pour some water in here

浇水  
물을 붓다

Put coffee powder in here

珈琲粉

2 spoon : 2~4 cup of coffee

3 spoon : 3~6 cup of coffee



# Oven Toaster / 烤面包机 / เครื่องปิ้งขนมปัง / 토스터



Timer Set

时间设定  
타이머를 맞추다

Wattage Set

瓦特数  
와트



**\* Do not grill Fish !!**

**\* Do not use 1000w**



# Rice cooker / 電鍋 (电饭锅) / หม้อหุงข้าว / 밥솥



Rice

Keep rice warm  
보온

Cancel keep warm  
취소보온


Timer set  
计时器设定  
타이머를 맞추다

Mode select button  
菜单按钮  
선택

**1cup of rice = fill water 白米1line**

**2cup of rice = fill water 白米2line**

**3cup of rice = fill water 白米3line**



# Hair dryer (negative ions) / 吹风机 (负离子) / 헤어드라이어

**You can use like this as below!**



**\* Please do not use at the same time (Microwave , Toaster , Kettle)  
will be Electricity drops**

**\* If you had Electric drops...**



# Electric Toilet seat (washlet) / 衛洗麗 / 비데기

Please  
**keep clean!**  
Thank you!



Move for nozzle


Power balance

Stop  
停止  
정지

Bottom wash  
洗臀部

Bidet  
女性专用  
여성 전용

Water  
temperature



**\* Do not push the button while you're standing**



# How to go ? to KIX (Kansai Airport)



\* Our most recommend using by **NANKAI - RAILWAY**

\* **CHEAP! FAST! NEAREST!** (You need 1time Transit) **VERY EASY!**

\* You'll be arrived at 2nd Floor at Kansai Airport

\* Your Departure floor is 4th floor at Kansai Airport

## “ Let's buy a train ticket! ”

- ◆ Confirm your destination 「**関西空港 (KANSAI AIRPORT)**」
- ◆ Confirm your train fare from the price list in the station.



Destination  
&  
price



Find  
this  
letter!

# How to go ? to KIX (Kansai Airport)

## “ Buy your ticket from the ticket machine ”

- ① Touch Panel
- ② Select Language
- ③ Adult / Child
- ④ Insert Coins
- ⑤ Insert Bill
- ⑥ Take ticket from here
- ⑦ Change



★ If you do not understand , Do not hesitate  
Please ask to someone. Japanese are very kind!



1. Choose the your language ⇒ 2. Put your money into the machine  
⇒ 3. Confirm the Price ⇒ 4. Take your ticket & change

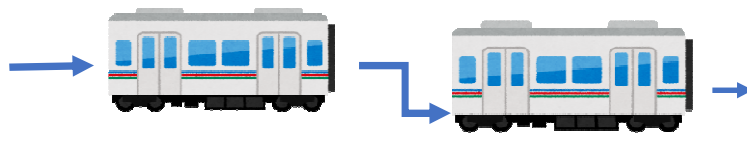
★ 6years old ~ 11years old is CHILD. 12years over is ADULT. 0years ~5years are FREE

## “ Go through the automatic ticket gate & Board your train ”

HAGINOCHAYA STATION =>> TENGACHAYA STATION USE LOCAL TRAIN

TENGACHAYA STATION =>> KANSAI AIRPORT USE Airport Exp.

## “ We're almost there ! ” about 50min to there!!



**KU-KAI**



**TENGACHAYA (TRANSIT)**



**Kansai Airport**

**HAGINOCHAYA-  
STATION**

Arrival at Platform 1  
**transit**  
Departure at Platform 3

Arrival  
Go to EXIT

**go to 4rh floor**

# How to go ? to KU-KAI



“ You wanna **GRADE UP** !? ”

rapit



More ¥ 500 / pax ( **rapit fee** )



## COMPARISON



AIRPORT EXPRESS

¥ 930 / parson

↓ **Additional charge ¥ 500** ↓

**rapit**

¥ 1,430 / parson

- POINT ① about 10min earlier than Airport EXP
- POINT ② Enjoy your reraxing seat
- POINT ③ Can use Luggage space

You need transit at TENGACHAYA

